

QUICK SET CASEMAKER

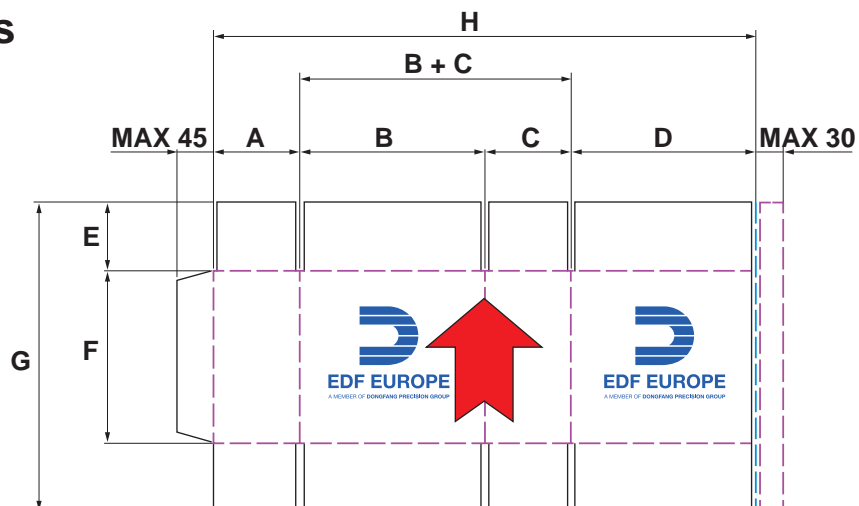
Workable formats and overall performances



CASEMAKER FD 618

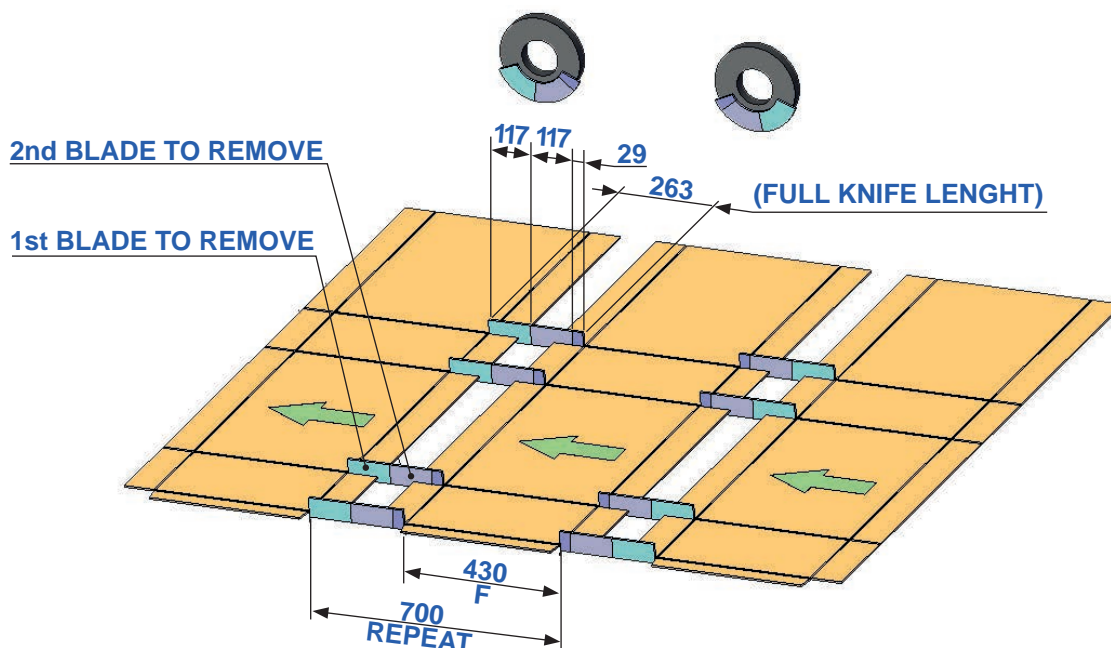
Revision	Description	Date	Reviewed by
1.0	New version	28/04/2023	Guido Gubitta

Workable formats



SIDES	DEFINITION	Min	Max
H	A+B+C+D (mm)	360	1700
G	Sheet length (mm)	200	600
G	Skip feed (mm)	/	800
E	Slots length from slotter (mm)	0	260
F	Height of box from slotter (mm)	60*	500*
G	Die-cut sheet length (mm)	200	600
A = C	Box short side from slotter (mm)	90	760
B = D	Box long side from slotter (mm)	90	760
A = C	Short side of the box in fold (mm)	90	750
B = D	Long side of the box in fold (mm)	100	760
B + C	Distance between the folding axes (mm)	190	850
	Open box passage in fold (mm)	435	1.400

* To obtain "F" close to the minimum and maximum values indicated when "G" is >430 mm some blades need to be removed



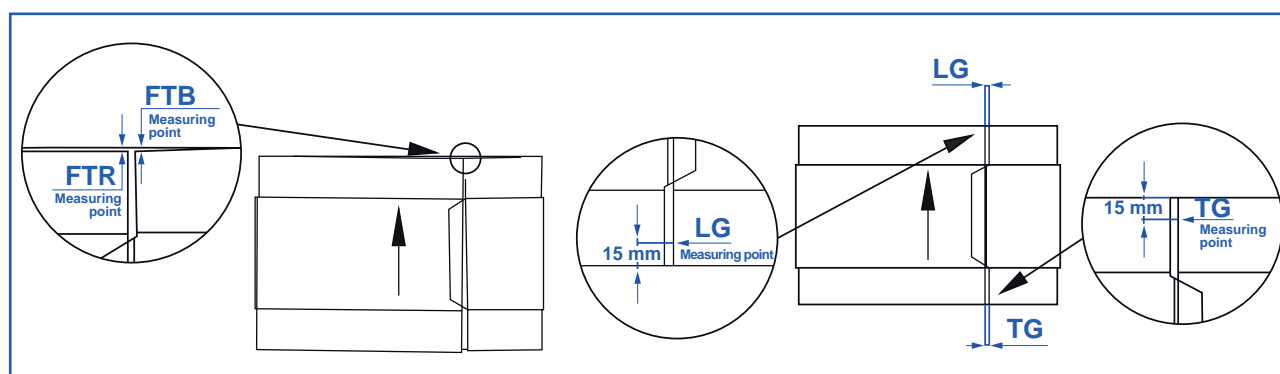
Overall features

Theoretical roll circumference:	700 mm.
Machine speed:	min 2.000 - max 24.000 stricken/h, max 280 mt/min
Inserted minimum sheet width:	400 mm.
Inserted maximum sheet width:	1.775 mm.
Inserted minimum sheet height:	200 mm.
Inserted maximum sheet height:	600 mm. / 800 mm. skip feed.
Max print area:	1.750 x 600 mm
Board thickness:	1 - 10 mm.
Processable corrugation types:	A, B, C, E, A+B, B+C, B+E
Slotting blades thickness:	7,5 mm. (option 10 mm.)
Main shafts driven Brushless Servomotors and drives, connected with low backlash planetary gearboxes	
Approximate total power used around 200 kW (for 4 printing units)	
Centralized operator terminal for order entry and general control of the entire line	
Integrated soundproofing guard	

Indicative overall performances*:

Max speed	24.000 sheets/h
Feed register between lead edge and the 1st printing unit	+/- 1,0 mm
Print register between the 1st and 4th printing unit	+/- 0,3 mm
Print register between the 1st and 6th printing unit	+/- 0,4 mm
Slot cutting register between last print and the slot	+/- 0,5 mm
RDC register between the last print and the die	+/- 0,7 mm

FTB (FishTail glue tab side) with single and double corrugation	+/- 1,0 mm
FTR (FishTail trim side) with single and double corrugation	+/- 1,0 mm
LG (Lead edge Gap) single corrugation	+/- 1,8 mm
LG (Lead edge Gap) double corrugation	+/- 2,2 mm
TG (Trail Gap) single corrugation	+/- 1,8 mm
TG (Trail Gap) double corrugation	+/- 2,2 mm



* For commissioning, at least 5 different types of packaging will be agreed between EDF and buyer, for each package specific dimensional and performances guarantee and any limitations.